

Making Tax Digital Setup

Please check your Sage 200 C Version –

In Sage top menu - Tools \ About Sage 200 \...

If your version number is either 12.00.0020 or 12.00.0013 then please follow the instructions below.

If your version number is 12.00.0027 then this does not apply – you are on the most recent release of the software and the instructions below are not necessary.

If your version number is before 12.00.0013 then please contact the office on 01245 494847.

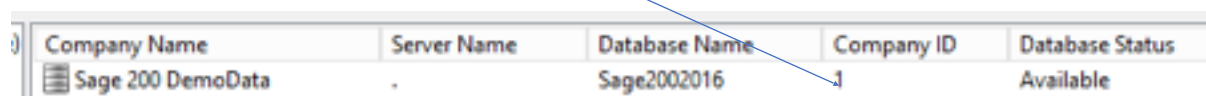
If you have not enrolled on the HMRC MTD pilot DO NOT deploy the UseOnlineVATPilot.xml file until the requirement for MTD legislation goes live as it will route to the incorrect gateway.

To enable MTD from Sage 200 C a specific file is required to be copied to the/each pc which will be submitting VAT online this will allow submissions to the updated HMRC gateway.

1. Download the UseOnlineVATPilot.xml file from [here](#)
2. Copy the file to C:\Users\name.surname\AppData\Local\Sage200
This path does not include the 'Sage200' folder by default and it must be created.
3. Edit the file UseOnlineVATPilot.xml to point to the relevant companies (specify the company ID).

```
<?xml version="1.0" encoding="utf-8"?>  
<companies>1,3</companies>
```

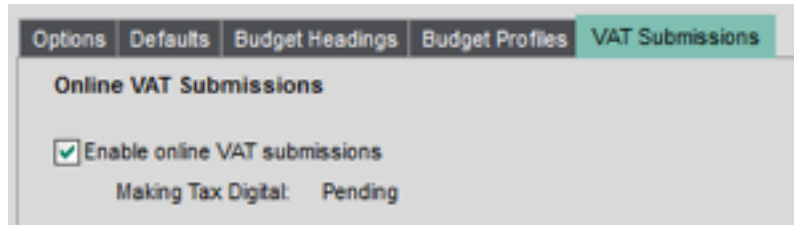
- This information can found in the Sage System Administrator under the Companies tab under the Company ID header.



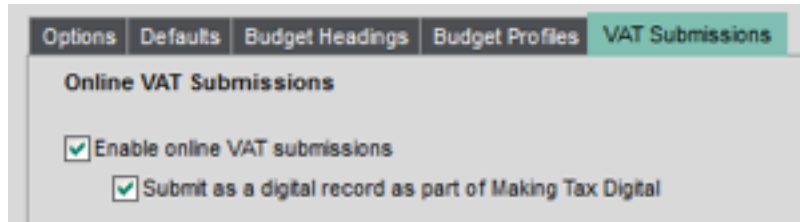
Company Name	Server Name	Database Name	Company ID	Database Status
Sage 200 DemoData	.	Sage2002016	1	Available

- In Nominal Ledger Settings Enable online VAT Submissions on the Vat Submissions tab if required.

In v 12.00.0013 and 12.00.0020 –



** The status will show as pending until the first submission has been made
In v 12.00.0027 -

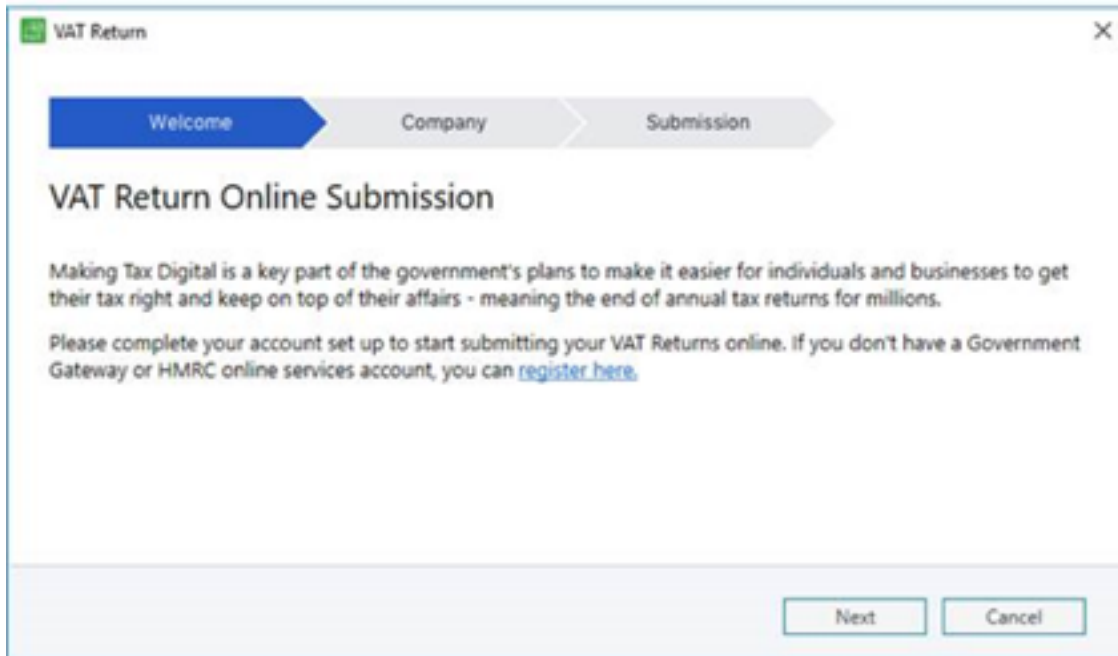


The customer will now be able to use the new HMRC gateway to submit their VAT returns.

Submitting the VAT return.

- Open VAT Analysis and navigate to Current Period Return.
- Produce Vat Return specifying the next VAT Return date.
- The VAT E-Submissions wizard should appear

Confirm (or Amend) the Company Name and VAT Registration Number



VAT Return

✓ Welcome Company Submission

Company Details

The following details will be used for the submission process, please ensure they are correct.

Company Name

VAT Registration No.

Back Next Cancel

If this is the first submission for MTD you will be asked to grant authority to HMRC to access your information.

GOV.UK

HM Revenue & Customs

Authority to interact with HMRC on your behalf

SagePOC needs permission to interact with HMRC on your behalf. To grant this authority, you'll need to:

1. Sign in to your Government Gateway account.
2. Enter the 6 digit access code we'll send to your mobile phone, landline or other device.
3. You might need to confirm who you are by answering some security questions on, for example, your passport, P60 or other documents.
4. Grant authority to interact with HMRC on your behalf.

This authority will last for 18 months. You can [remove this authority](#) at any time.

[I'm an agent, which account do I sign into?](#)

Continue

Sign in

GOV.UK

HM Revenue & Customs

Sign in

Enter your Test User credentials to sign in.

User ID

Password

Problems signing in

[Don't have Test User credentials?](#)

[Get help with this page.](#)

Cookies Privacy policy Terms and conditions Help using GOV.UK

OGL All content is available under the Open Government Licence v3.0, except where otherwise stated

© Crown Copyright

Choose which VAT period to submit (there is no validation if you choose a period that doesn't match the vat period in the application)

VAT Return

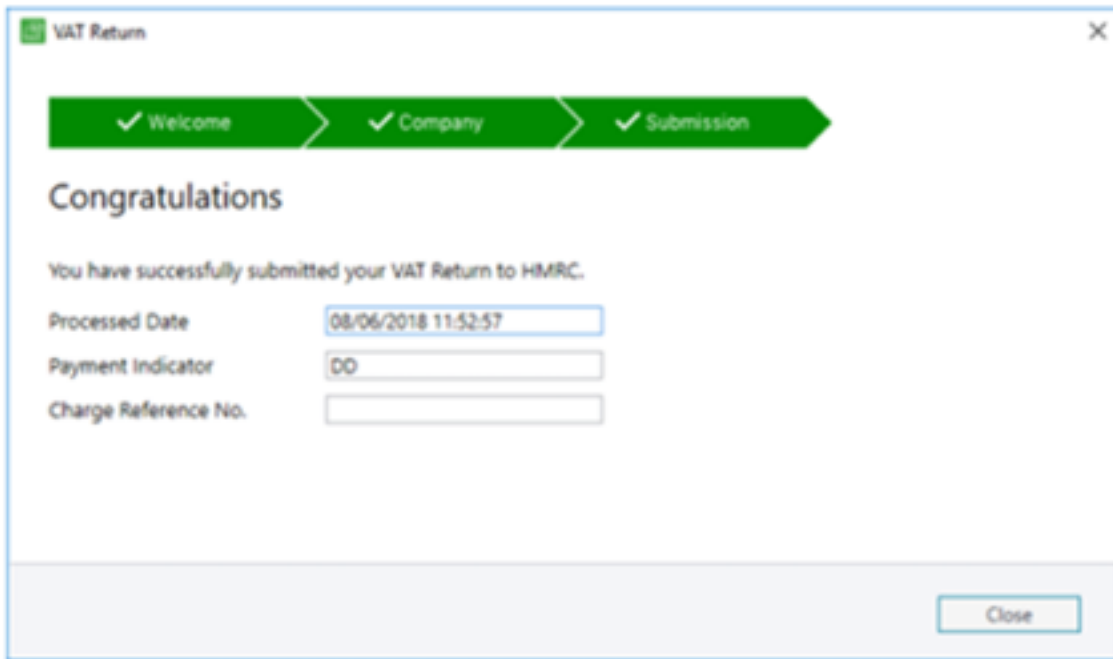
✓ Welcome ✓ Company Submission

Submit your period

Select the period that you would like to submit to HMRC.

I can confirm that I've checked the VAT Return values and they are accurate for the date range specified.

- A successful submission message should appear



- If the submission fails the Vat Return in Sage 200 will still be completed. The On-Line submission will have to be resubmitted