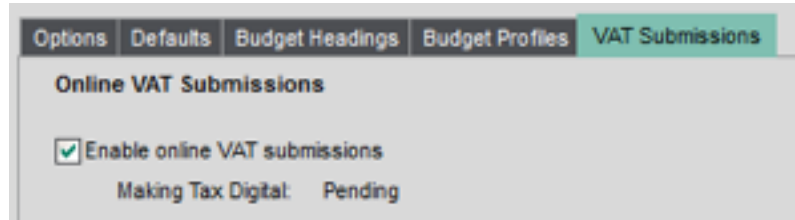


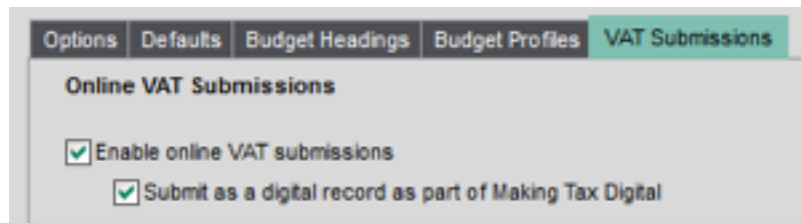
In Nominal Ledger Settings Enable online VAT Submissions on the Vat Submissions tab if required.

In v 12.00.0013 and 12.00.0020 –



\*\* The status will show as pending until the first submission has been made

In v 12.00.0027 -



The customer will now be able to use the new HMRC gateway to submit their VAT returns.

---

Submitting the VAT return.

- Open VAT Analysis and navigate to Current Period Return.
- Produce Vat Return specifying the next VAT Return date.
- The VAT E-Submissions wizard should appear

Confirm (or Amend) the Company Name and VAT Registration Number

VAT Return

Welcome Company Submission

## VAT Return Online Submission

Making Tax Digital is a key part of the government's plans to make it easier for individuals and businesses to get their tax right and keep on top of their affairs - meaning the end of annual tax returns for millions.

Please complete your account set up to start submitting your VAT Returns online. If you don't have a Government Gateway or HMRC online services account, you can [register here](#).

Next Cancel

VAT Return

✓ Welcome Company Submission

## Company Details

The following details will be used for the submission process, please ensure they are correct.

Company Name

VAT Registration No.

Back Next Cancel

If this is the first submission for MTD you will be asked to grant authority to HMRC to access your information.

Sign in

**GOV.UK**

HM Revenue & Customs

## Authority to interact with HMRC on your behalf


SagePOC needs permission to interact with HMRC on your behalf. To grant this authority, you'll need to:

1. Sign in to your Government Gateway account.
2. Enter the 6 digit access code we'll send to your mobile phone, landline or other device.
3. You might need to confirm who you are by answering some security questions on, for example, your passport, P60 or other documents.
4. Grant authority to interact with HMRC on your behalf.

This authority will last for 18 months. You can [remove this authority](#) at any time.

[▶ I'm an agent, which account do I sign into?](#)

**Continue**



Sign in

**GOV.UK**

HM Revenue & Customs

## Sign in

Enter your Test User credentials to sign in.

User ID

Password

**Sign in**


### Problems signing in

[Don't have Test User credentials?](#)

[Get help with this page.](#)

[Cookies](#) [Privacy policy](#) [Terms and conditions](#) [Help using GOV.UK](#)

**OGL** All content is available under the [Open Government Licence v3.0](#), except where otherwise stated



© Crown Copyright

Choose which VAT period to submit (there is no validation if you choose a period that doesn't match the vat period in the application)

VAT Return

✓ Welcome > ✓ Company > Submission

### Submit your period

Select the period that you would like to submit to HMRC.

01/10/2018 to 31/12/2018, Due: 07/02/2019, Status: Open

I can confirm that I've checked the VAT Return values and they are accurate for the date range specified.

Back Submit to HMRC Cancel

- A successful submission message should appear

VAT Return

✓ Welcome > ✓ Company > ✓ Submission

### Congratulations

You have successfully submitted your VAT Return to HMRC.

Processed Date: 08/06/2018 11:52:57

Payment Indicator: DD

Charge Reference No.:

Close

- If the submission fails the Vat Return in Sage 200 will still be completed. The On-Line submission will have to be resubmitted

